

Mark43 Analytics

Access, understand, and leverage your agency's data to summarize trends and make informed decisions

From a traffic ticket to all the details in a case report, or an emergency call for service, public safety agencies collect an abundance of data every day. Due to that sheer amount of data, it can be difficult to synthesize the information in a way to extract patterns and inform your own agency's operations.

With Mark43 Analytics, agencies can easily leverage their own data to identify trends in their day-to-day operations. All of your data is at your fingertips with pre-built report templates enabling users to become more comfortable working with data and drawing actionable insights. Reports can also be customized, giving you every tool you need to respond to the pressing issue of the day. Mark43 Analytics empowers agencies to make data-driven decisions by visualizing patterns, evaluating whether a mission worked as intended, and more.

Mark43 Analytics is available for all existing RMS, CAD, and Use of Force customers as an integrated part of the Mark43 Public Safety Platform.

Key Benefits

Leverage your own data

You've collected all the data - now use it to your advantage to parse information to identify patterns and evaluate your operations.

Get comfortable working with data

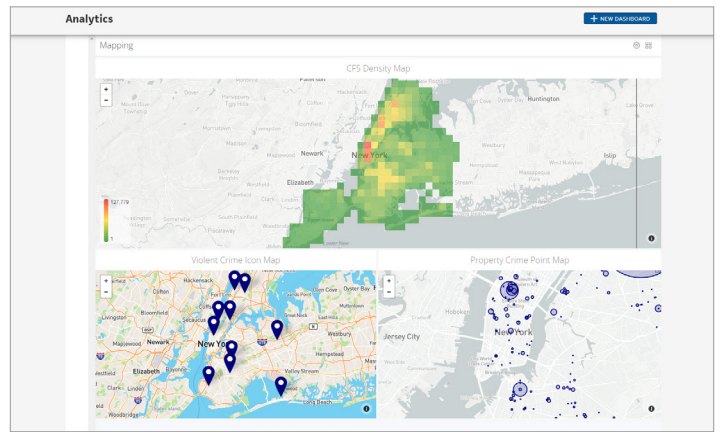
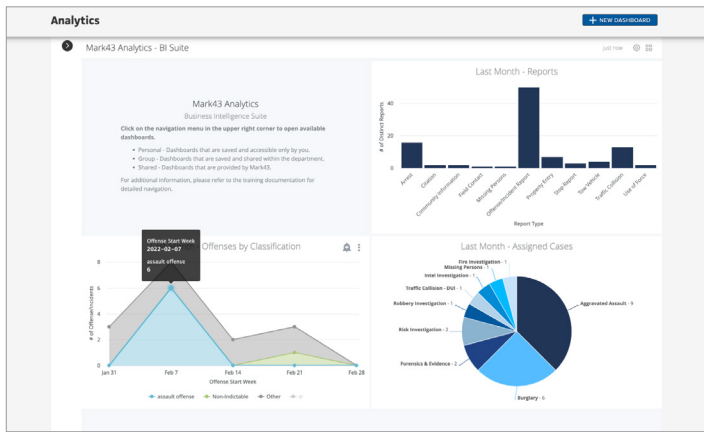
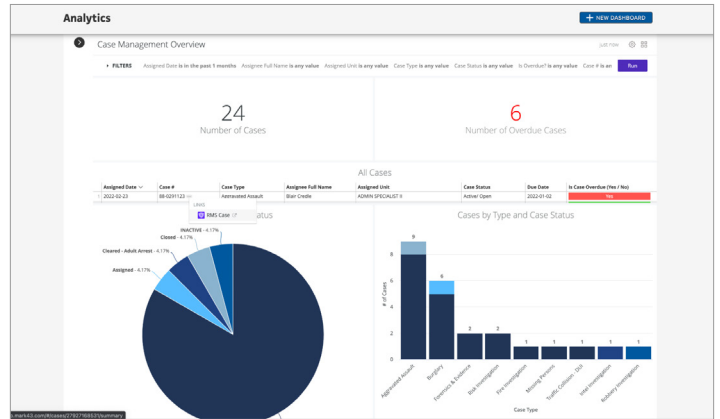
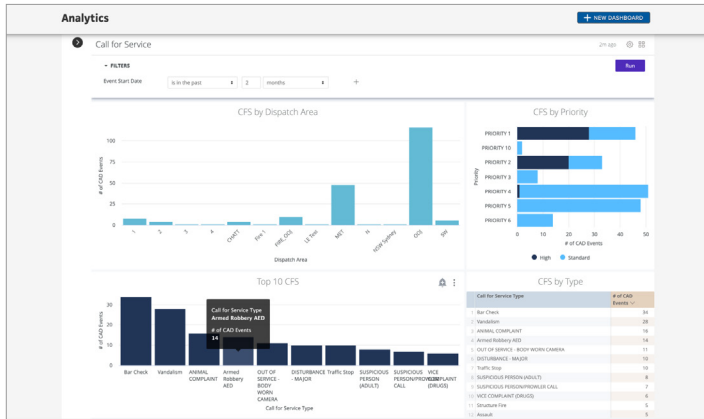
Reports make data analysis digestible with informative visualizations and statistics to help you understand what's going on in your agency.

Respond to the pressing issue of the day

Whether it's a media request or questions from local policymakers, reports can be customized to help you respond quickly and effectively.

Make data-driven decisions

Agencies can easily synthesize information to inform mission development, operational changes, performance metrics, and more.



Product Features

Pre-built reporting templates

We've built a library of best-practice reports that populate information in real-time that are ready to use the moment you start collecting data with the Mark43 Platform.

Data visualizations

Automatically generate charts, graphs, and any other visuals you need to understand your day-to-day operations and evaluate your missions.

Ability to create custom reports

Extract any dataset you need by querying your data by whatever data fields you need.

Data warehouse access and storage

Get raw, unfiltered access to the data you collect in real-time with unlimited storage. An open, RESTful API gives you the tools to integrate with any part of the Mark43 platform.

Product Stats

15+

Pre-built report templates covering Cases, Response Times, AVL Replay, Arrests, NIBRS.

20

Different types of charts, graphs, maps, and visualizations